



# IMS Engineering College, Ghaziabad

(Affiliated to Dr. A.P.J. Abdul Kalam Technical University, Lucknow, Uttar Pradesh & Approved by AICTE, New Delhi)

NH-09, Adhyatmik Nagar, Near Dasna, Distt: Ghaziabad, Uttar Pradesh Website: <https://www.imsec.ac.in>

## **SUPPORTING DOCUMENTS**

### **AQAR: 2023-24**

2.7.1

**Student Satisfaction Survey (SSS) on overall institutional performance**

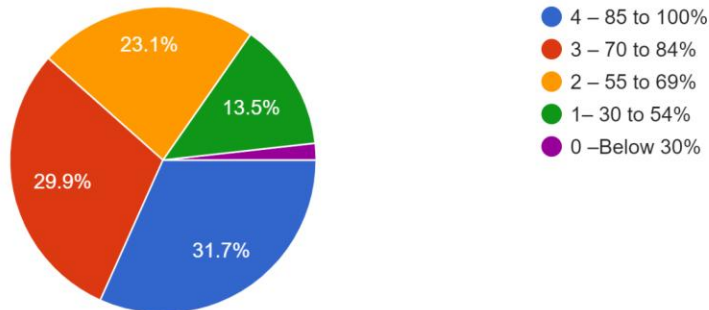
**Attachment- Supporting Document**

## Report on Student Satisfaction Survey 2023-24

For the NAAC AQAR (2023-24), Students Satisfaction Survey (SSS) for odd semesters was conducted among the students of the college through Google Form. The questionnaire has been framed based on NAAC guidelines. The questionnaire is based on the Likert type scale to give responses on a scale of 0-4, with the most positive response being rated as 4 and the most negative response being rated as 0. In the Student Satisfaction Survey, twenty of the twenty-one questions are objective in nature, while one question is open ended to elicit observations and suggestions for improvements thereby providing an opportunity to the student to give suggestions and criticisms in their own words. The questionnaire consists of several facets of 1470 The teaching learning process. The result of this survey is based on the responses of 1 student. The question-wise outcome of the results is presented below:

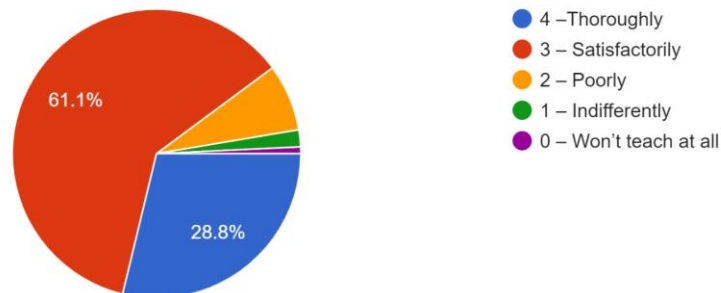
1. How much of the syllabus was covered in the class?

1,470 responses



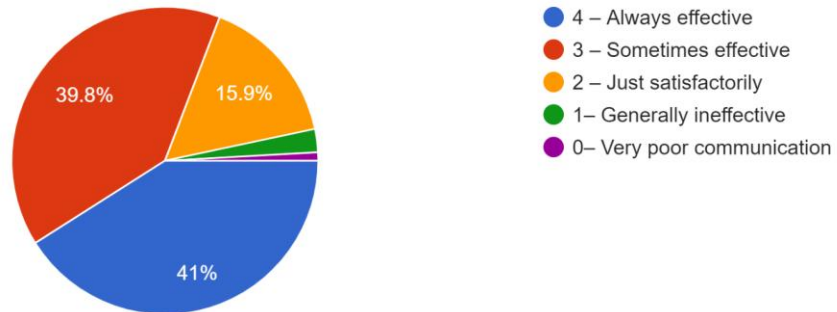
2. How well did the teachers prepare for the classes?

1,470 responses



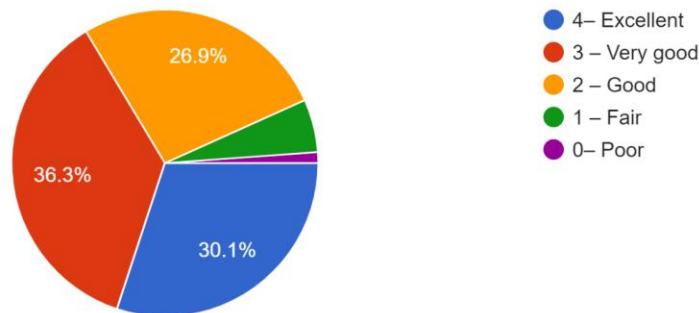
### 3. How well were the teachers able to communicate?

1,470 responses



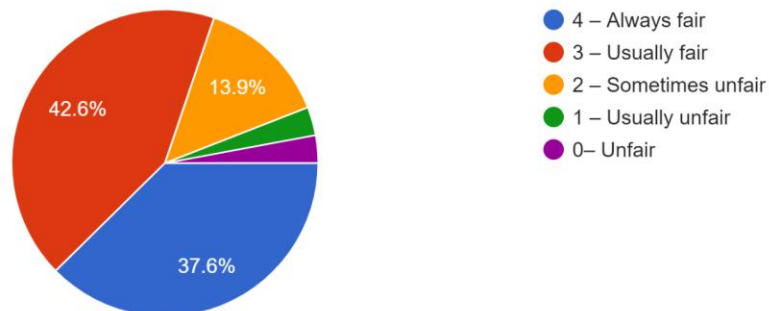
### 4. The teacher's approach to teaching can best be described as

1,470 responses



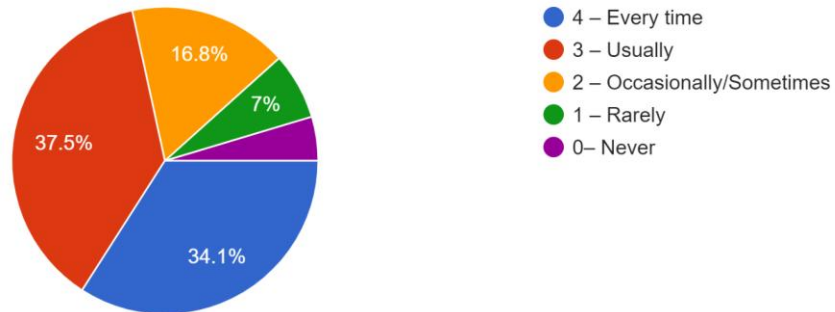
### 5. Fairness of the internal evaluation process by the teachers.

1,470 responses



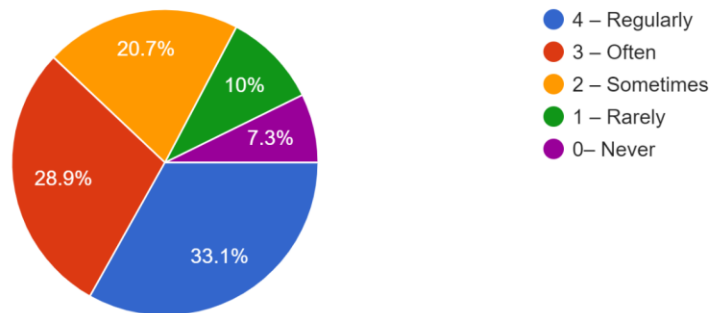
6. Was your performance in assignments discussed with you?

1,470 responses



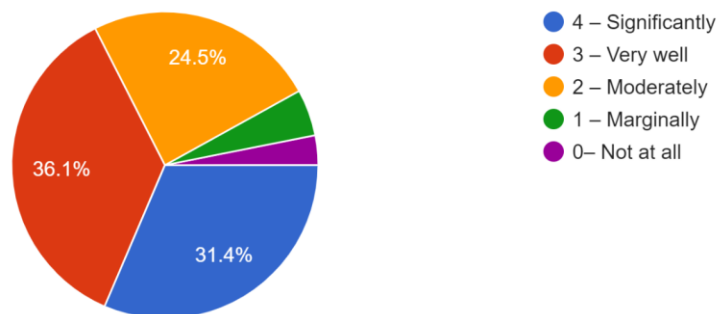
7. The institute takes active interest in promoting internship, student exchange, field visit opportunities for students

1,470 responses



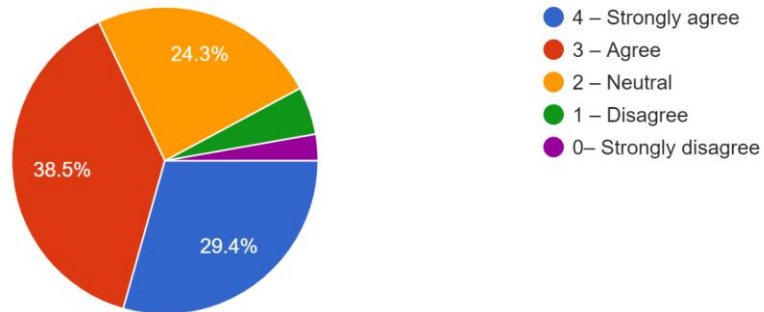
8. The teaching and mentoring process in your institution facilitates you in cognitive, social and emotional growth.

1,470 responses



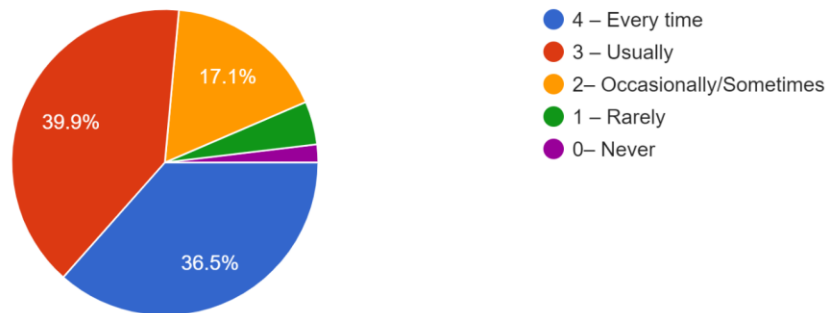
9. The institution provides multiple opportunities to learn and grow.

1,470 responses



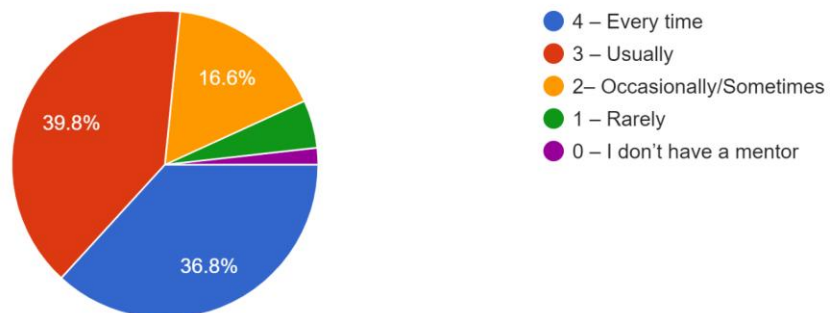
10. Teachers inform you about your expected competencies, course outcomes and programme outcomes.

1,470 responses



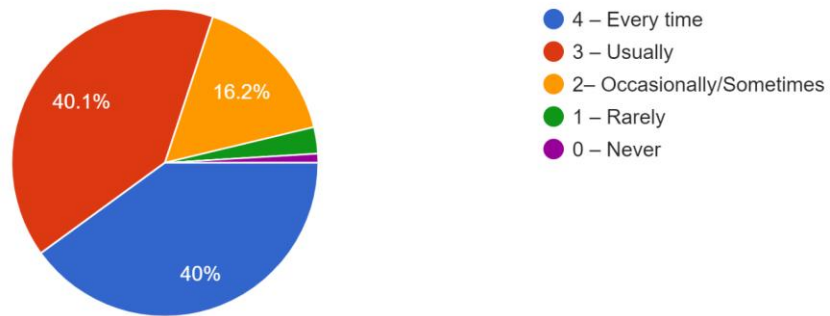
11. Your mentor does a necessary follow-up with an assigned task to you.

1,470 responses



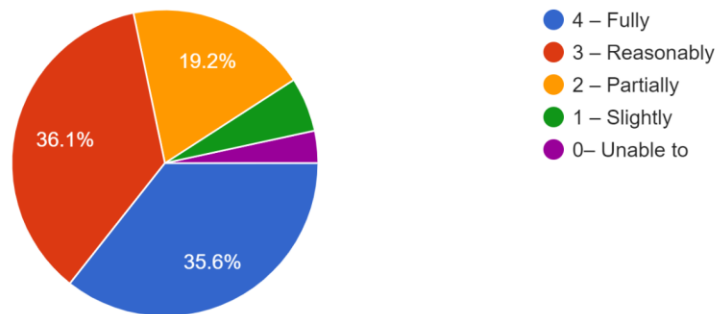
12. The teachers illustrate the concepts through examples and applications.

1,470 responses



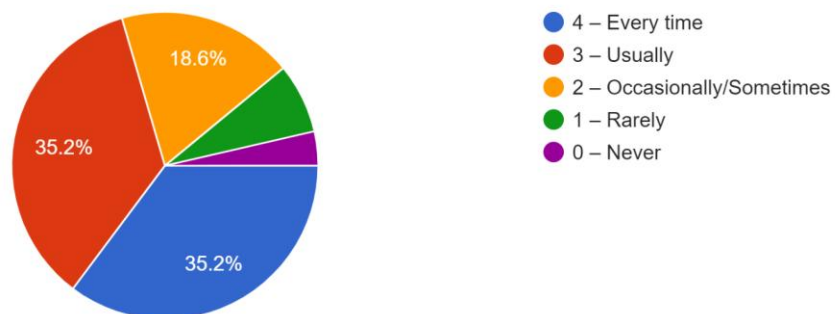
13. The teachers identify your strengths and encourage you with providing right level of challenges.

1,470 responses



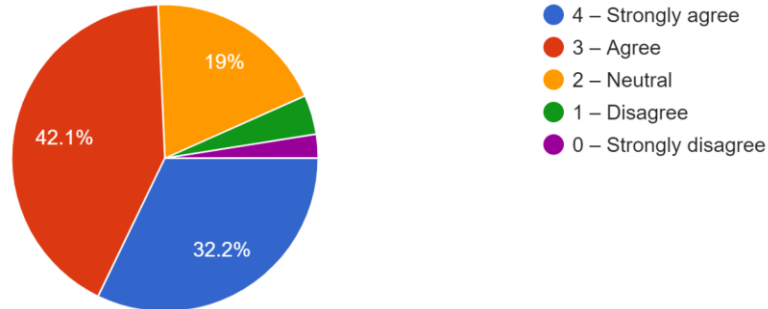
14. Teachers are able to identify your weaknesses and help you to overcome them.

1,470 responses



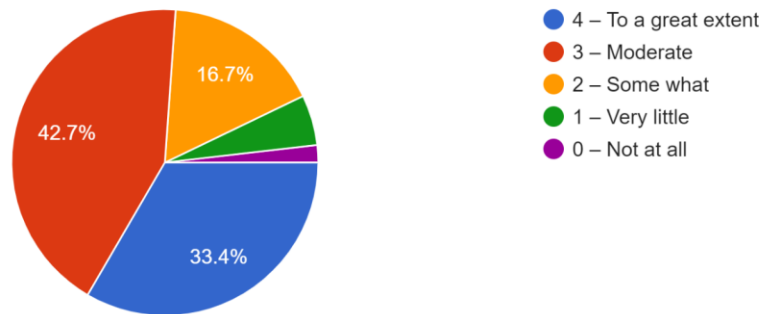
15. The institution makes effort to engage students in the monitoring, review and continuous quality improvement of the teaching learning process.

1,470 responses



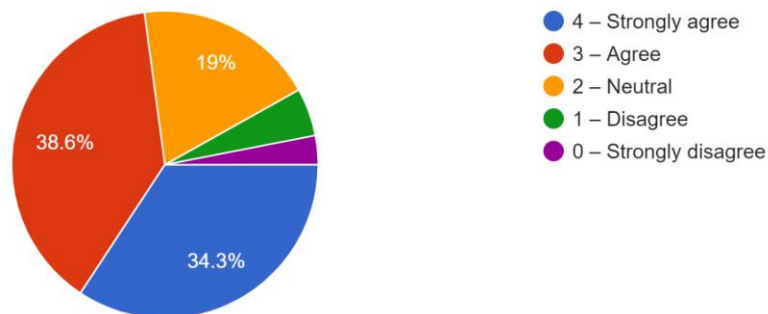
16. The institute/ teachers use student centric methods, such as experiential learning, participative learning and problem solving methodologies for enhancing learning experiences.

1,470 responses



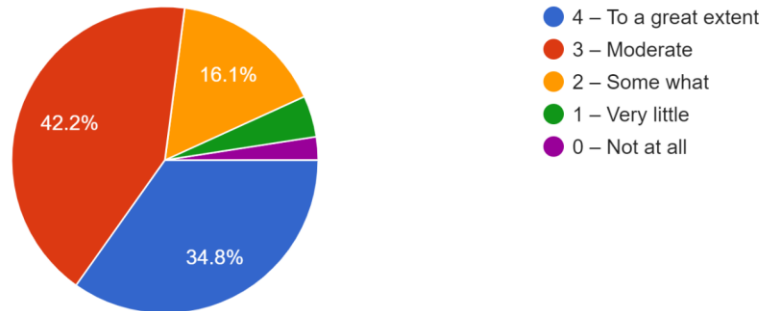
17. Teachers encourage you to participate in extracurricular activities.

1,470 responses



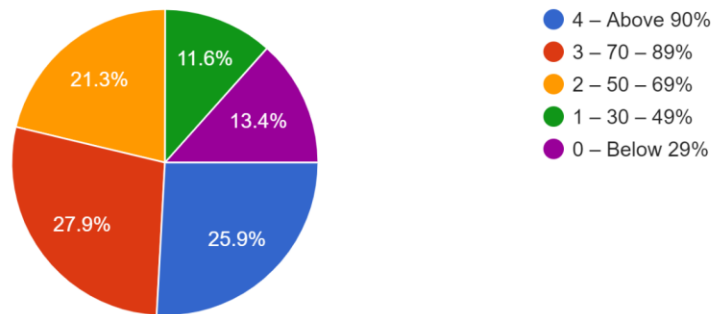
18. Efforts are made by the institute/ teachers to inculcate soft skills, life skills and employability skills to make you ready for the world of work.

1,470 responses



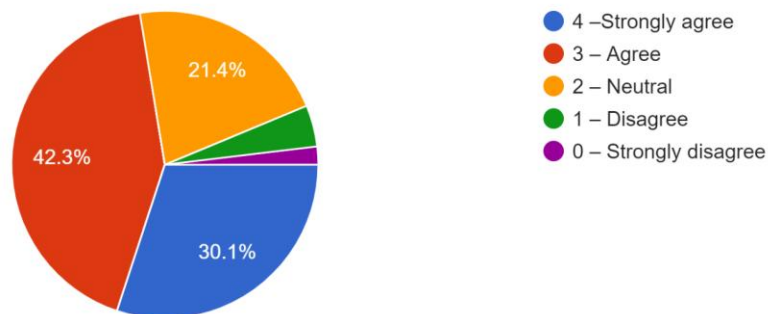
19. What percentage of teachers use ICT tools such as LCD projector, Multimedia, etc. while teaching.

1,470 responses



20. The overall quality of teaching-learning process in your institute is very good.

1,470 responses



**CONCLUSION:**



The overall satisfaction level of the students about the facilities provided by the college is good.

From the survey the percentage of students opted:-

4 is 33.6%

3 is 38.9 %

2 is 18.7 %

1 is 5.6%

0 is 3.1 %

**More than 99.9% of the participants responded that they are satisfied with the services rendered by the college.** With the implementation of the improvement actions identified in this survey, we are expecting better results in the next year.